

All Rights Reserved

Materials and specifications are subject to change without notice.
Featured machines in photos may include additional equipment. See your XCMG dealer for available options.



Mini Excavators
XE35E



CALL SALES

094 9251209

087 2466111

087 6685466



Rated Power: 18.2kW
Operating weight : 4.2t
Standard bucket capacity: 0.12m³





INTRODUCTION OF XCMG

Founded in 1943, XCMG is a multinational corporation with the most comprehensive range of competitive, influential products in the construction machinery industry. Our business covers eight key areas: construction machinery, heavy trucks, mining machinery, sanitation machinery, machinery components, construction, finance, and the ICT industry.

XCMG has established a global R&D network with a total of six centers in China, the US, Germany, Brazil and India, with the China national technology center at its core. In addition to a number of manufacturing bases in China, the US, Germany, the Netherlands, Poland, Austria, Brazil, India, and Uzbekistan, we possess two complete machine brands [XCMG, Schwing], and several component brands including FT and AMCA. The strength of this global R&D network and the manufacturing operations made XCMG the industry-leading global construction equipment manufacturer that it is today.

For more than 30 years, XCMG has been sowing the seeds of overseas development as the No. 1 exporter in China's construction machinery industry. Today, we have 42 branches and offices, 315 distributors, and 526 contractors in 188 countries and regions worldwide and are still growing rapidly.

XCMG IN EUROPE

Since its foundation in 2012, XCMG is gradually establishing a complete network including: R&D department, local distribution, supply chain management and an integrated customer services and training center. Nowadays, with 3 branches, XCMG has over 100 multinational employees in Europe, of which more than 50 % are R&D engineers:

ERC: XCMG European Research Center GmbH
ESS: XCMG European Sales and Services GmbH
EPC: XCMG European Purchasing Center GmbH

Our local professional R&D team and our cutting-edge innovation platform guarantee that our products are carefully crafted to the smallest detail according to the diverse needs of European customers.





Compact Size with High Performance

► A Superior Model with Passionate Design

Developed with the concept of “Safe, Reliable, Efficient, and Comfortable”, the XE35E hydraulic excavator offers additional value to the operator. New features are presented, making the machines more productive, versatile, and cost effective.

- The Yanmar 3TNV88F Stage V engine, along with the load-sensing hydraulic system provides high operating efficiency and fuel economy.
- This compact excavator is designed and built to work on your jobsites while reducing the risk of damage to the machine and its surroundings.
- Convenient accessible service points make maintenance easier and reduce your potential downtime.

Zero Tail Swing

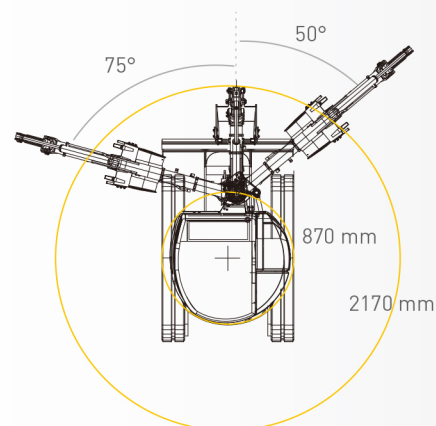
The versatile XE35E combines power and smooth control with excellent stability. It will perform at its best in urban areas, demolition, roadworks, landscaping activities and much more.

ECO mode

This contributes to lower overall costs, increased productivity and maximum uptime. The ECO mode on the XE35E is an efficient feature that allows you to choose the right machine setting for your job while realizing impressive fuel efficiency.

Auto-idle function

Together with the ECO mode and the auto-idle function, you can set the machines performance to match your work in the most efficient way and reduce fuel consumption at the same time.



Compact design.

In full control of your hydraulic system

The XE35E is standard equipped with proportional controlled AUX1 and AUX2 lines and has quick coupler lines standard available. From the monitor you can program multiple attachments.

Safety first

Together with the blade-holding valve, we provide the boom and arm safety valves as a standard configuration. It will make sure that you can handle all you are digging and handling tasks in the safest way.



Operational Comfort

► Large Operator Space with Ergonomic Control Layout

The XE35E offers the operator a large, comfortable workspace. The ergonomic layout of the controls, the travel pedals, and the adjustable wrist rests, are designed to reduce operator fatigue and increase productivity.





Easy Access for Maintenance

The tilting cab provides quick and easy access to all inspection and maintenance points


► Easy Service Access

Daily checks and regular service points, including fuel and hydraulic oil fill, are easily reached via the tiltable cabin. Additionally, the main valves and hydraulic lines are easily reached through removable body panels. The machine has durable steel body panels all around, offering good resistance and quick repair time to impact damage after a potential incident.



Easy Maintenance

The XE35E is designed to lower maintenance costs together with longer service intervals – resulting in more machine availability on-site. Meanwhile, skilled XCMG-trained technicians are available to provide extra support when needed.



- 1 Fuel water separator
- 2 Compressor Freon fill port
- 3 Engine oil fill port
- 4 Fuel filter
- 5 Engine oil filter



Technical Specifications

■ Engine

XE35E	
Make/model	YANMAR/3TNV88F/EU Stage V
Fuel/cooling	Diesel/Liquid, forced circulation
No. of cylinders	3
Piston displacement	1642 cm ³
Power output	18.2 kW (24.7 hp) / 2200 rpm (ISO 14396)
Max torque	85.3-94.2 Nm/1320 rpm
Bore × stroke	88 mm × 90 mm
Alternator	12 V / 40 A

■ Hydraulic system

This XCMG design allows independent and combined operations of all functions by pilot-controlled levers.

• Pump

XE35E	
Type	Load-sensing axial-piston pump with variable displacement
Maximum system flow rate	108 L/min
AUX1 & AUX2 maximum flow rate	40 L/min
AUX1/AUX2 standard relief pressure	150/270 bar

• Maximum system pressure

XE35E	
Boom	270 bar
Arm / bucket / travel	270 bar
Swing	230 bar

■ Undercarriage

X-type undercarriage. The heavy-duty crawler chassis is very resilient with its fully welded, stress-free structure. Long service life is ensured by the use of first-class materials: hydraulic chain adjusters with shock-absorbing return springs, lifetime-lubricated track rollers and idlers.

• Number of rollers and track shoes

XE35E	
Bottom rollers (per side)	4
Track shoes	Rubber
Overall track length	2220 mm
Shoe width	300 mm



■ Fluid capacities

XE35E	
Cooling system (radiator capacity)	8 l
Engine lubrication plus oil filter	7 l
Fuel tank	40 l
Hydraulic tank	28 l
Hydraulic system	45 l
Final drive case (each)	0.7 l

■ Environment

Noise levels comply with environmental regulations (dynamic values).

• Noise emission

XE35E	
Noise level LpA (ISO 6396)	76 dB(A)
Noise level LwA (ISO 6395)	94 dB(A)

■ Swing mechanism

Each track is driven by an independent, high-torque, axial piston motor through planetary reduction gears. Two control levers provide smooth travel upon demand.

• Swing system

XE35E	
Boom swing, left	75°
Boom swing, right	50°
Slew rate	9 rpm

■ Drive

Each track is driven by an independent, high-torque, axial piston motor through planetary reduction gears. Two control levers provide smooth travel or counter-rotation upon demand.

• Speed & traction

XE35E	
Travel speed (low - high)	2.2-3.6 km/h
Traction force	31.6 kN
Grade ability	30°

■ Digging forces (ISO 6015)

XE35E	
Digging force, standard arm (ISO 6015)	20.3 kN
Digging force, long arm (ISO 6015)	18 kN
Digging force, bucket (ISO 6015)	28.6 kN

■ Weight

XE35E	
Operating weight with cab and bucket (ISO 6016)	4200 kg
Ground pressure with rubber tracks	0.36 kgf/cm ²
Transport mass (no attachment)	4125 kg
Weight of steel tracks	448 kg
Weight of rubber tracks	292 kg
Additional weight for long arm	8 kg

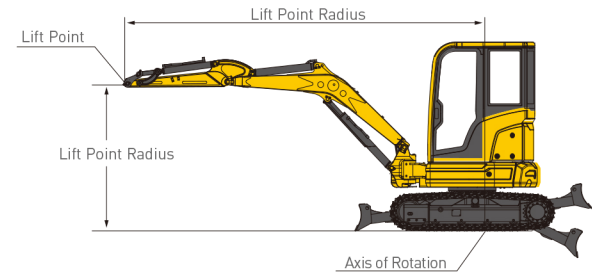
XE35E

■ Cab • standard arm (1350 mm) • standard counterweight • without bucket

Lift Point Height	Over Front Blade Up/Down				Over Side				Max Radius (mm)
	Lift At Max Radius (kg)	2.0 m	3.0 m	4.0 m	Lift At Max Radius (kg)	2.0 m	3.0 m	4.0 m	
4 m	852*		816.9*		852*		816.9*		3337
3 m	766.7/812.6*		830.1*	806.8*	680		830.1*	724.1	4137
2 m	668/814.8*	1957.3*	1094.8*	807.1/871*	593.4	1921.5	1061.6*	714.3	4570
1 m	643.5/830.4*		1170.1/1410.7*	789.4/975.1*	568.8		1016.5	697.2	4672
0 m	667/850.4*	1374 *	1145.2/1508.3*	784.7/1013.5*	591.1	1374*	992.9	685.1	4502
-1 m	774/859.8*	2166.6/2181*	1143.8/1351.4*	778.1/868.3*	682.9	1794.8	991.6	686.3	4017
-2 m	778.9*	1299.8*			778.9*	1299.8*			3012

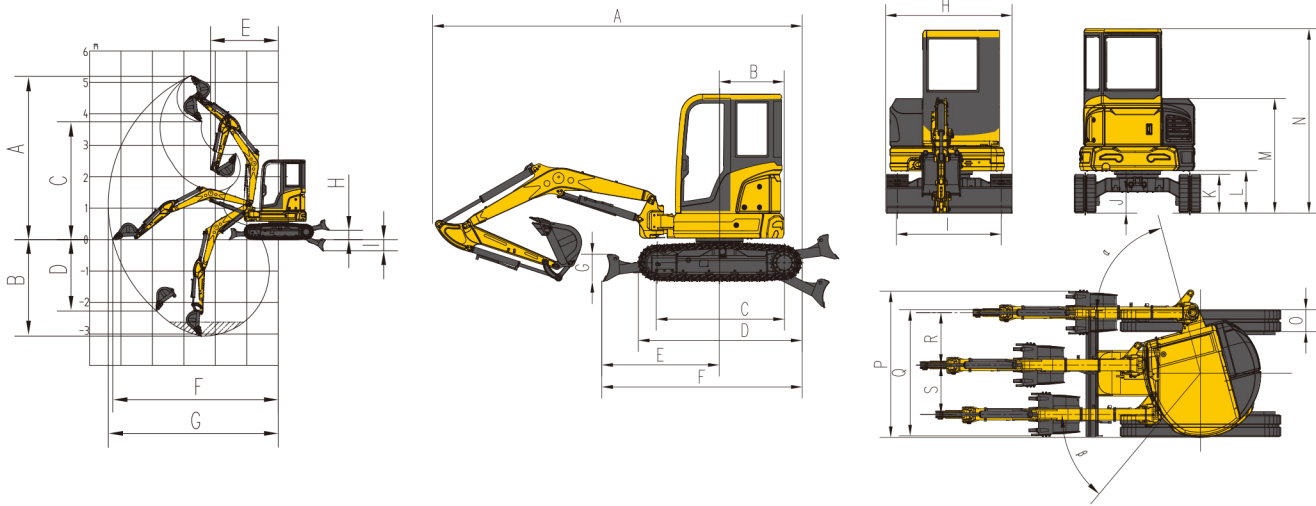
■ Cab • long arm (1600 mm) • standard counterweight • without bucket

Lift Point Height	Over front blade up/down				Over Side				Max Radius (mm)
	Lift At Max Radius (kg)	2.0 m	3.0 m	4.0 m	Lift At Max Radius (kg)	2.0 m	3.0 m	4.0 m	
4 m	752.6*		687.3*		752.6*		687.3*		3620
3 m	710.6/739.1*		718.2*	728.8*	630.4*		718.2*	723.4	4388
2 m	625.3/750.8*		981.5*	803.5/810.1*	555.2		981.5*	710.2	4763
1 m	600/773.6		1165.5*	782.4/931.4	532.3		1011.4	689.9	4860
0 m	618.8/799.1*	1371.2*	1132.2/1488.5*	766.1/999.7*	548	1371.2*	979.8	674.2	4711
-1 m	707.7/830.2*	2132.6/2375.7*	1125.6/1405.4*	762.5/926.5*	624.3	1762.8	973.7	670.9	4243
-2 m	822.2*	1612.4*			822.2*	1612.4*			3331



📍 : Over front
📍 : Over side or 360°

1. The lifting capacity is based on the ISO10567 standard.
2. * = The maximum lifting capacity is limited by the hydraulic capacity of the machine.
3. The lifting capacity does not exceed 87 % of the hydraulic capacity or 75 % of the tipping load with the machine on level and firm ground.
4. The operator should be familiar with the machines operating- and maintenance manual.
5. The lift diagrams only covers machines that are originally built by XCMG: without lifting chains and any other lifting equipment.
6. When the excavator is used to lift or handle materials, it must comply with local regulations and be equipped with the necessary hose burst valves and an overload warning device complying with EN474-5.



■ Working range

		XE35E
A	Maximum digging height-std. arm	5000 mm
	Maximum digging height-long arm	5175 mm
B	Maximum digging depth- std. arm	3060 mm
	Maximum digging depth- long arm	3264 mm
C	Maximum dumping height- std. arm	3600 mm
	Maximum dumping height - long arm	3853 mm
D	Maximum vertical wall digging depth-std. arm	2260 mm
	Maximum vertical wall digging depth-long arm	2384 mm
E	Minimum swing radius- std. arm	2170 mm
	Minimum swing radius- long arm	2214 mm
F	Maximum digging reach at ground level- std. arm	5200 mm
	Maximum digging reach at ground level- long arm	5407 mm
G	Maximum digging reach- std. arm	5300 mm
	Maximum digging reach- long arm	5546 mm
H	Maximum dozer lifting height	305 mm
I	Maximum dozer cutting depth	360 mm

■ Dimensions

		XE35E
A	Over length	4960 mm
B	Tail slew radius	870 mm
C	Tumbler length	1721 mm
D	Track length	2200 mm
E	Dozer blade, maximum reach at ground level	1590 mm
F	Undercarriage length	2690 mm
G	Dozer blade height	367 mm
H	Overall width	1740 mm
I	Track gauge	1440 mm
J	Minimum ground clearance	297 mm
K	Track height	531 mm
L	Ground clearance of counterweight	587 mm
M	Over all height of tank hood	1590 mm
N	Overall height	2535 mm
O	Track shoe width	300 mm
P	Working width at maximum right-hand rotation	2005 mm
Q	Working width at maximum left-hand rotation	1728 mm
R	Maximum boom offset to the right	770 mm
S	Maximum boom offset to the left	580 mm
α	Maximum boom swing angle to the left	75°
β	Maximum boom swing angle to the right	50°

➤ Standard and Optional Equipment

■ Engine

Yanmar engine 3TNV88F, EU Stage V ●

■ Hydraulic system

Single or dual way pipeline (AUX1) ●
Dual way pipeline (AUX2) ●
Hydraulic quick coupler line ●
Fingertip proportional controls ●

■ Cab & interior

TOPS/ROPS ●
OPG ○
Adjustable seat ●
Wear-resistant textile suspension seat with retractable belt ○
Air conditioning ●
Color LCD monitor ●
AM/FM radio with Bluetooth ●
DAB radio with Bluetooth ●

■ Undercarriage

Fixed undercarriage ●
Dozer blade ●
Rubber tracks 300 mm ○
Steel tracks 300 mm ○
Track guards ○

■ Safety

Boom, arm, and dozer cylinder safety valves ●
Travel alarm ●
Rotating beacon ○
Engine overheat warning and restart prevention system ●
Quick coupler switch with alarm ●
Emergency stop switch ●
Front and top cab protection ○
LED work lights (2 on cab-front, 1 on cab-rear, 1 on boom) ●

■ Other

Long arm 1300 mm ●
General purpose bucket 0.061 m³ (600 mm) ○

Standard: ●
Optional: ○

· Some of this standard or optional equipment may not be available for certain markets.
· Pictures may include attachments and optional equipment that are not available in your area.
· Materials and specifications are subject to change without advance notice.
· Please contact your local XCMG dealer for more information on availability or to customize your machine to suit your applications requirements.



Optimum Services , XCMG Guaranteed



XCMG-approved attachments



Genuine parts



Extension of warranty



Financial solutions



Maintenance contract



Telematics

Professional Integrated Complete Solutions

The XCMG group has built a strong reputation based on the quality, reliability and durability of its construction machinery. What's more, XCMG has gradually established a service network to constantly provide its local integrated and highly efficient complete solutions for all customers.

Full Range of Services Ready for you

In order to respond to your needs as fast as possible, XCMG experts are on their way to your job site from one of our facilities near you. A full range of services is available in order to reduce your total cost of ownership and increase your revenue.



XCMG Global Spare Parts System



Mobile cranes



Excavators



Aerial work platforms



Wheel loaders



Road machinery

