

# XGA16E

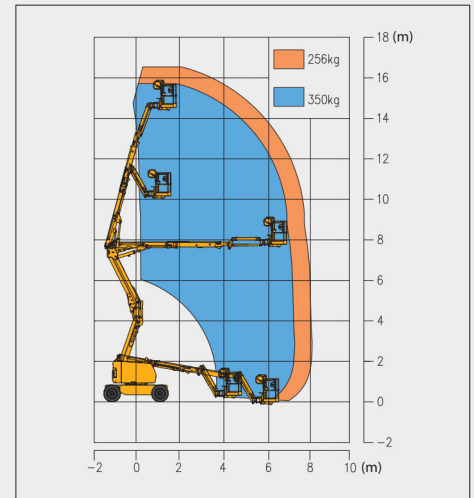
## Articulated Boom Lift-Engine Powered

Item	Metric	
Dimension		
Overall dimension - stowed state	Length	6850mm
	Width	2320mm
	Height	2380mm
Overall dimension - transportation	Length	5900mm
	Width	2320mm
	Height	3000mm
Platform dimension	Length	1830mm
	Width	760mm
	Height	1150mm
Wheelbase		2360mm
Fly jib length		1420mm
Min. ground clearance		300mm

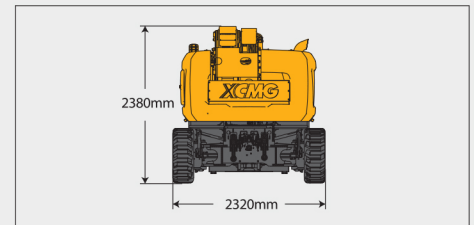
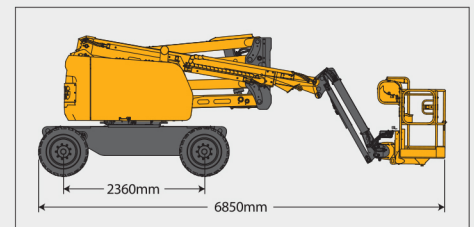
Performance	
Max. working height	16.63m
Max. platform height	14.63m
Max. working range	8.82m
Max. up and over clearance	7.7m
Max. lift capacity	256kg(unlimited)/350kg(limited)
Max. number of occupants	3
Max. working slope	X-5°/Y-5°
1st boom luffing range	0°~65°
2nd boom luffing range	-11°~75°
Fly jib luffing range	-60°~70°
Turntable rotation	355°
Platform rotation	160°
Total weight	7600kg
Driving speed (stowed)	5.5km/h
Driving speed (raised or extended)	1 km/h
Min. turning radius (inside/outside)	1900mm/4700mm
Turntable tailswing (stowed)	0mm
Max. gradeability	45% (24°)

Power source	
Control	12V DC proportional control
Emergency power supply	12V/180Ah
Engine model	Kubota V2403
Engine power/rpm	36.8kW(2700 r/min)
Max. engine torque	157.4N·m/(1600r/min)
Engine emission standard	EU V
Hydraulic tank capacity	85L
Fuel tank capacity	65L

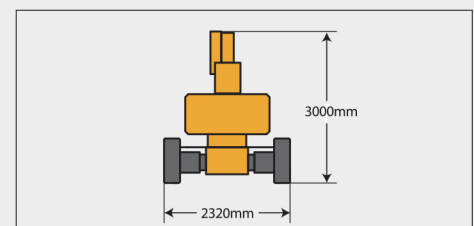
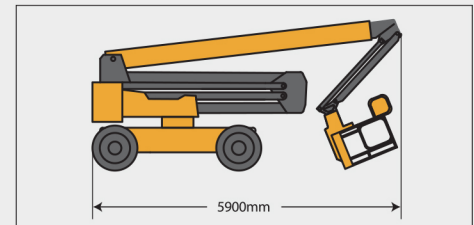
Tire	
Tire size	836mm×319mm
Tire ground pressure	6.09kg/cm <sup>2</sup>
Driving wheels	4
Braking wheels	4
Steering wheels	2



Stowed



Trans





**SOLID**  
TO SUCCEED



# ARTICULATED BOOM LIFT XGA16E

Comply with CE

## Standard configuration

- 2-entry platform with full open doors
- Cold start components
- Engine air pre-filter kit
- Engine condition monitoring and start protection device
- Axle oscillation
- Lowering and moving alarm
- Tilt alarm
- Emergency stop of platform and chassis
- Emergency power unit
- Axle oscillation pressure detection system
- 4-wheel braking system
- Proportional self-leveling system
- Drive enable
- Lockable engine house
- Full time positive traction drive
- Full speed traveling motor
- Telematics pre-interface
- Anti-extrusion protection device
- Hydraulic oil cooler
- Harsh environment kits
- Thumb rocker steering
- Proportional joystick control



Working height  
16.63 meters



Lift capacity  
256/350Kg



Diesel  
power



## Optional configuration

- Gray perfusion-type solid tires 836mm×319mm
- Solid tires 835mm×290mm
- Optional DEUTZ Euro 5 engine
- Hydraulic generator
- Operator anti-crushing protection system
- Platform power supply
- Air pipe to platform
- Tool tray
- Working light assembly
- Fall arrest assembly
- Platform anti-squeeze auxiliary track
- Platform with half-height mesh panel



**MG** PLANT & MACHINERY  
EXPORTS & SALES LTD

**TEL: 094 92 51209**



**MG** *PLANT & MACHINERY*  
*EXPORTS & SALES LTD*

**CALL SALES**

**094 9251209**

**087 2466111**

**087 6685466**